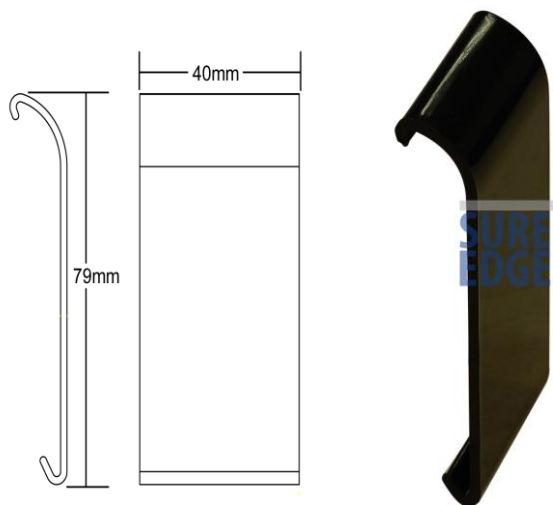


Sure Edge® Gutter Trim Cover Clip

Designed to simply clip over the gutter front plate. The bottom edge hooks under the trim and the top is simply clipped over the top of the gutter front plate. This is universal for both batten back plate and standard gutter trim.

Features and Benefits

- Smooth, hi-gloss finish – exact colour match to the trims.
- No need for pinning into place
- Manufactured to give a perfect fit to the trims

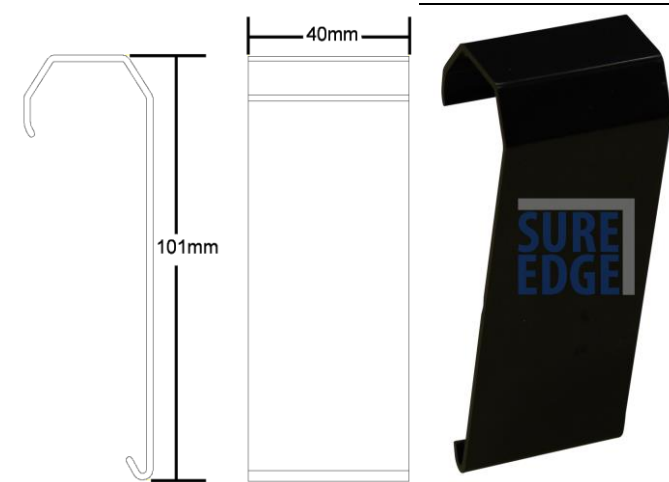


Sure Edge® Check Kerb Cover Clip

Designed to simply clip over the Check Kerb trim. The bottom edge hooks under the trim and the top is simply clipped over the top of the Sure Edge trim.

Features and Benefits

- Smooth, hi-gloss finish – exact colour match to the trims.
- No need for pinning into place
- Manufactured to give a perfect fit to the trims



Sure Edge – Cover Clips	
Typical Properties & Characteristics*	
Material	u-PVC
Colour	Black or white

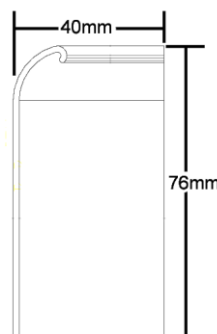
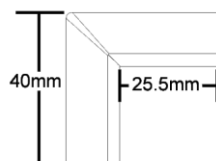
Sure Edge® Gutter Trim Corners

Internal

Designed to match the profile of the gutter trim. These simply fit over the top of the trims and are adhered in place with superglue.

Features and Benefits

- Smooth, hi-gloss finish – exact colour match to the trims.
- No need for pinning into place
- Manufactured to give a perfect fit to the trims
- Low profile to give a seamless finish

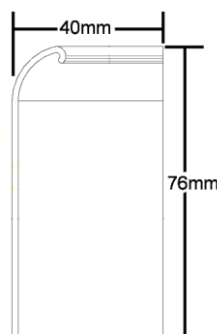
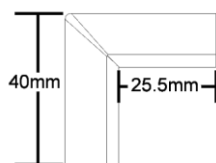


External

Designed to match the profile of the gutter trim. These simply fit over the top of the trims and are adhered in place with superglue.

Features and Benefits

- Smooth, hi-gloss finish – exact colour match to the trims.
- No need for pinning into place
- Manufactured to give a perfect fit to the trims
- Low profile to give a seamless finish



Sure Edge - Edge Trim	
Typical Properties & Characteristics*	
Material	u-PVC
Colour	Black or white

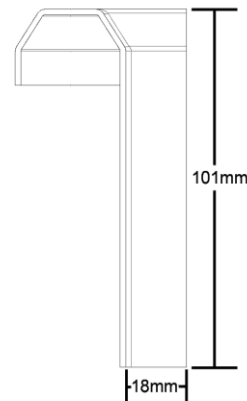
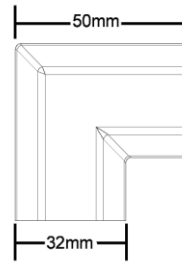
Sure Edge® Gutter Trim Corners

Internal

Designed to match the profile of the Check Kerb Trim. These simply fit over the top of the trims and are adhered in place with superglue.

Features and Benefits

- Smooth, hi-gloss finish – exact colour match to the trims.
- No need for pinning into place
- Manufactured to give a perfect fit to the trims
- Low profile to give a seamless finish

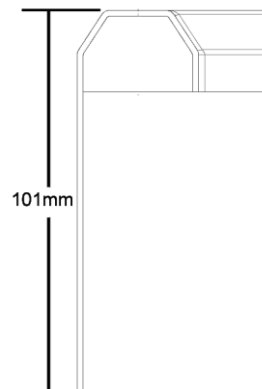
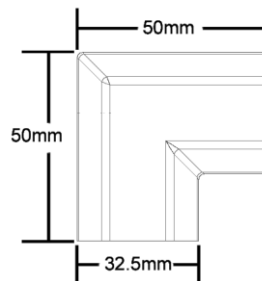


External Corner / Stop Ends

Designed to match the profile of the Check Kerb Trim. These simply fit over the top of the trims and are adhered in place with superglue. These are universal corners with removable blanking plates that allow the component to be either a corner & a left or right stop end

Features and Benefits

- Smooth, hi-gloss finish – exact colour match to the trims.
- No need for pinning into place
- Manufactured to give a perfect fit to the trims
- Low profile to give a seamless finish
- Universal as Stop End or Corner



Sure Edge - Edge Trim	
Typical Properties & Characteristics*	
Material	u-PVC
Colour	Black or white