

PEDECK

PED35+

Each support is composed of a threaded head section, incorporating four spacer fins (4mm in width) for tile or paver spacing, or with a fixing flange with screw slot used for attaching the support to a wooden joist for flooring or deck construction.

The spacer fins for pavers are designed to allow easy removal where not required, for example where support is required under the centre of a large tile, or at edges.



Part Recycled &
Fully Recyclable



Integrated
Drainage



Fully Adjustable
18mm to 1.5m



No Fixings Or
Adhesive Required



2 Year
Guarantee

An easy to operate threaded adjustment ring makes raising or lowering the support head quick and precise.

A large 200mm (8") base plate provides stable support on most surfaces. An optional acoustic rubber base pad is available for use on membranes, etc. We recommend the use of our optional acoustic cushioning ring for tile and paver installations, as these help to bed corners securely and reduce transmitted noise through the support system.

All versions of the range are designed with water drainage holes or channels, as appropriate, to prevent the build-up of stagnant water.

Material	Polypropylene
Surface composition	4no x 4mm removable spacing tabs
Under Side Composition	Smooth underside with drainage channels. Base pad recommended
Side Composition	Handle thread for adjustment, no key required
Height Range	35-60mm – 25mm, 50mm & 100mm ext available
Dimensional Information	120mm diameter head / 200mm diameter base
Compression Resistance	14kN = 1.4T of point load pressure = 4T/m2 weight
Water Drainage	Integrated drainage channels on underside

For more information please contact us.

AVAILABLE SYSTEM COMPONENTS



Description	25mm Extension
Dimensions	48mm x 48mm x 25mm
Weight	0.044kg



Description	50mm Extension
Dimensions	48mm x 48mm x 50mm
Weight	0.084kg



Description	100mm Extension
Dimensions	48mm x 48mm x 100mm
Weight	0.167kg



Description	Adjustable Head
Dimensions	120mm x 120mm x 10mm
Weight	0.050kg



Description	Acoustic Shim
Dimensions	120mm x 120mm x 3mm
Weight	0.025kg




Description	Slope Adjusters: 1, 3, 5°
Dimensions	120mm x 120mm x 3mm
Weight	0.013 – 0.033kg



Description	Base Pad
Dimensions	200mm x 200mm x 3mm
Weight	0.100kg

DETAIL INFORMATION

Extendability Examples



35 to 60mm

60 to 85mm
1 x 25mm extender

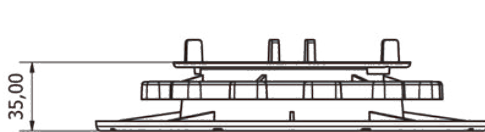
85 to 110mm
1 x 50mm extender

110 to 135mm
1 x 25mm extender

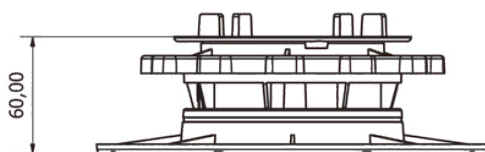
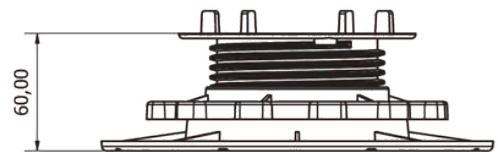
135 to 160mm
2x 50mm extenders

135 to 60mm
1 x 100mm extender

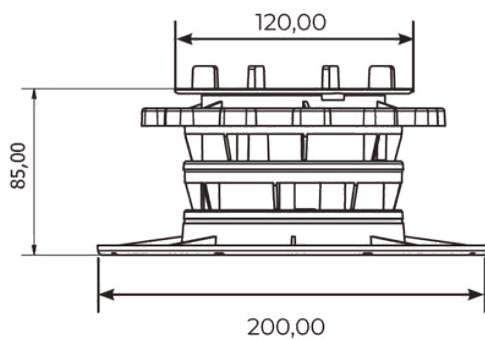
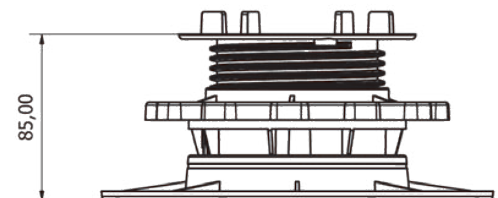
LOAD TESTING INFORMATION



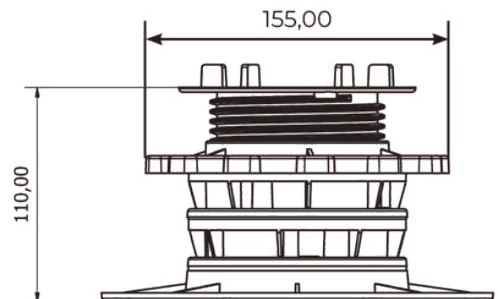
3560ML P-2
3560ML P-4
3560ML DF



3560ML P-2
3560ML P-4
3560ML DF
with
1 x EX25 Extension



3560ML P-2
3560ML P-4
3560ML DF
with 2 x EX25 or
1 x EX50 Extension



Height ranges can be adjusted to 500mm or more, as required, by using combinations of QuickClick Extensions.

LOAD TESTING INFORMATION

The product was tested with a 150mm 'punch' diameter:

